

Exchange Traded Product Day

Geneva

March 18, 2010



ETF market status end of 2009

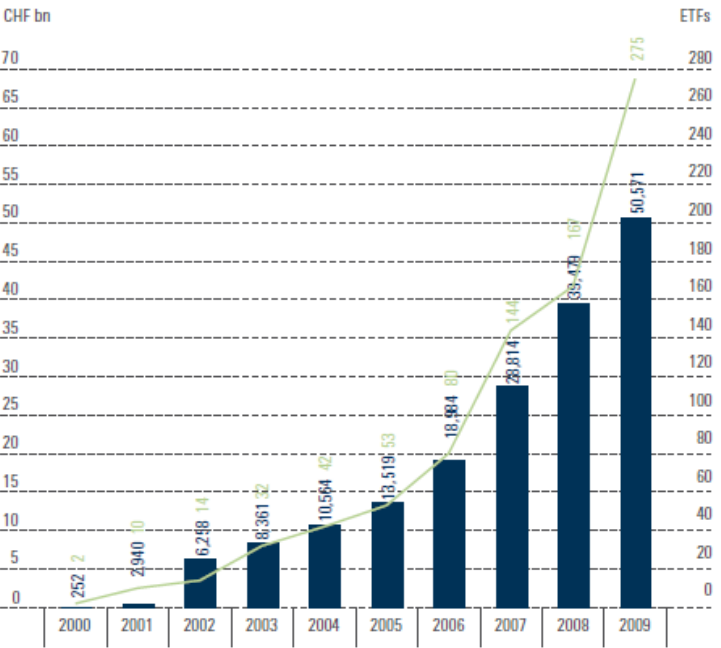
■ ETF segment on SIX Swiss Exchange

- 275 ETFs listed on SIX Swiss Exchange (at present: 321)
- 125 new ETFs in 2009 (with Comstage as new product provider)
- Total: 11 issuers & 13 official market makers
- Trading currencies: CHF, EUR, USD, JPY, GBP, CAD
- Turnover 2009: CHF 50.6 bn (+28 %)

	Total nb of trades	Number of trades in turnover brackets (CHF)				Turnover Chf	Average trade size	Median trade size
		<10'000	10'000-100'000	100'000-1'000'000	>1'000'000			
2003	53'640	12'507	26'796	13'596	741	8'360'775'839	155'868	29'964
2004	56'192	13'167	26'877	14'527	1'621	10'563'576'263	187'991	28'925
2005	83'874	20'753	40'989	20'504	1'628	13'519'206'507	161'185	29'158
2006	111'619	29'270	53'119	25'439	3'791	18'983'530'899	170'074	27'652
2007	176'518	49'822	84'746	36'377	5'573	28'814'402'957	163'238	26'100
2008	290'533	89'283	132'679	62'994	5'577	39'478'531'088	135'883	23'722
2009	464'397	156'844	215'531	85'064	6'958	50'571'326'640	108'897	19'401

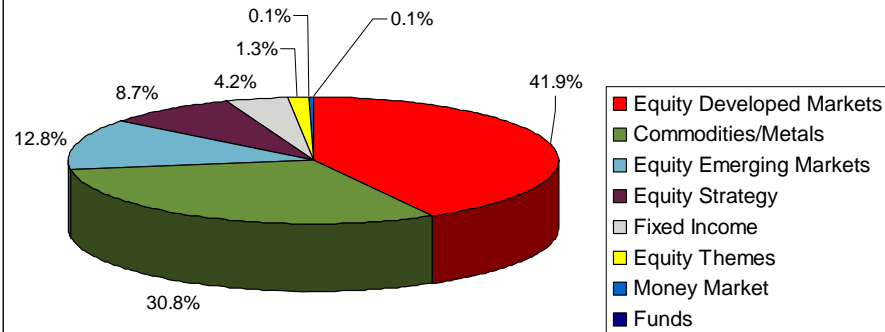
ETF market status end of 2009

ETF turnover and number of ETFs on SIX Swiss Exchange



■ Turnover on SIX Swiss Exchange in CHF bn
— Number* of ETFs on SIX Swiss Exchange
 Source: SIX Swiss Exchange

ETF Turnover 2009 by asset class (Total CHF 50.6 bn)



ETFs on SIX Swiss Exchange product provider

ComStage

db x-trackers

Deutsche Bank



EasyETF



PowerShares



SIX Swiss Exchange	Number ETFs per product provider
Commerzbank AG	62
iShares	48
Lyxor ETF	44
XMTCH Credit Suisse	40
db x-trackers	36
UBS	33
Julius Bär (S&G AM)	32
ZKB	12
Market Access (RBS)	10
Easy ETF (BNP Paribas)	2
PowerShares (Invesco)	2
Gesamt	321

Julius Bär Funds

Exclusively managed by Swiss & Global
A member of the GAM group

EXCHANGE TRADED FUNDS BY
LYXOR

SOCIETE GENERALE GROUP

RBSTM

The Royal Bank of Scotland



ETFs on SIX Swiss Exchange market maker



SIX Swiss Exchange	Number ETFs per market maker
Commerzbank AG	87
Unicredit Bank	61
Timber Hill (Europe) AG	51
Susquehanna International Securities	49
Société Générale	45
Credit Suisse	40
Deutsche Bank AG London Branch	36
UBS	33
Bank Julius Baer & Co. AG	32
Zürcher Kantonalbank	12
Royal Bank of Scotland	10
Morgan Stanley	2
Deutsche Bank AG, Frankfurt	1
Merrill Lynch	1

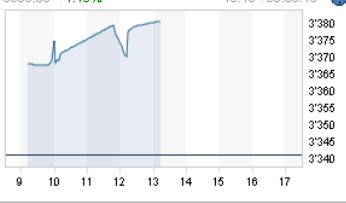


Market Quality Metrics

- Introduction of MQM (Market Quality Metrics planned for Q2)
 - Average inside spread, size and availability of quotes
 - Published on website and downloadable as excel file
 - Similar setup already done @ Scoach

[Add to watch list](#) [Add to alarm list](#) [Add to my charts](#)
 Last trade JPY 3380.80 1.18% Date / Time 08.03.2010 / 13:15:50

[Overview](#) [Chart](#) [Market data](#) [Fund details](#) [Contacts](#)



Last trade / volume	JPY 3380.80 / 438
Daily change / absolut	1.18% / 39.47
Daily volume	8'275
Bid / ask	3383.50 / 3389.27
Bid / ask volume	10'009 / 1'000
Daily low / time	3367.69 / 09:51
Daily high / time	3380.80 / 13:15
52 week high / date	3526.95 / 15.01.2010
52 week low / date	2456.96 / 09.03.2009
View order book	View order book

MARKET MAKING QUALITY DATE: 08.03.2009 >


Time weighted spread	0.17 %	Spread availability ratio	99.3 %
Average buy volume	15'000	Average sell volume	15'000
Average buy value	50'745'000	Average sell value	50'839'050

Valor symbol XMJP ISIN LU0274209740

[Marketing Documents](#) ★ NEW

Description	DE	EN	FR	IT
Fact sheet (marketing)				
Monthly report (marketing)				
Manager report (marketing)				
Other documents (marketing)				
Product presentation (marketing)				

[Legal Fund Documents](#)
[Legal Announcements](#)



Quotes
 SMI 6364.83 +0.79% ↑ SLI 972.28 +0.92% ↑ SPI 5494.50 +0.69% ↑ S

[Home](#) [About](#)

[Shares](#) [Bonds](#) [ETFs & Funds](#) [Derivatives](#) [Indices](#) [Statistics](#) [News](#) [Know-how](#) [Services](#)

Wed, 10

[Quotes](#)
[Closing Prices](#)
[Historical Prices](#)
[Trading](#)
[Product Providers](#)
[Publications](#)
[Contacts](#)

[Add to watch list](#) [Add to alarm list](#) [Add to my charts](#)

Last trade CHF 32.93 0.00% Date / Time 09.02.2010 / 16:34:22

[Overview](#) [Chart](#) [Market data](#) [Fund details](#) [Contacts](#) [Spreads](#)

New tab introduced

MARKET MAKING QUALITY >

Date	Avg. spread	Avg. buy vol.	Avg. sell vol.	Avg. buy value	Avg. sell value	Spread avail.
13.03.2009	4.02 %	5000	5000	131'182	136'570	71.90 %
12.03.2009	4.13 %	5000	5000	132'194	136'738	75.23 %
11.03.2009	3.96 %	7000	5000	127'765	132,764	75.23 %
10.03.2009	4.03 %	7000	5000	128'880	135,764	71.34 %
07.03.2009	4.02 %	5000	5000	131'182	136'570	71.90 %
06.03.2009	4.13 %	5000	5000	132'194	136'738	75.23 %
05.03.2009	3.96 %	7000	5000	127'765	132,764	75.23 %
04.03.2009	4.03 %	7000	5000	128'880	135,764	71.34 %

- ▶ Kurse
- ▶ Handel
- ▶ Produktanbieter
- ▶ Newsletter & Factsheet
- ▶ Indizes
- ▶ Kontakt

ETFs & Fonds

Do, 19. Februar 2009 15:40:59 MEZ

ETF TOP PERFORMANCE 15:24 / 19.02.09			ETF TOP TURNOVER 15:25 / 19.02.09		
Name	Aktuell	Differenz	Name	Heute (CHF)	Differenz
LYXOR RUSSIA	15.90	6.00%	ZKB GOLD ETF	40'423'186	-0.67%
LYXOR EASTERN EUROPE	9.06	5.35%	XMTCH (CH) on SMI	17'996'506	1.58%
ISHARES MSCI EST EU 10/40	12.03	4.61%	JB PHYSICAL GOLD (EUR) AX	8'886'329	0.96%
ISHARES DJ EURO DVD	18.94	3.16%	ZKB GOLD ETF (EUR)	6'935'300	-1.97%
DB X-TR FTSE/XINHUA	18.15	3.12%	JB PHYSICAL GOLD (CHF) A	6'888'696	0.07%
LYXOR HONG KONG	17.18	2.81%	JB PHYSICAL GOLD (EUR) A	6'037'344	0.05%
ISHARES MSCI TAIWAN	17.87	2.76%	ISHARES \$ TIPS	4'358'500	-0.90%

- Zulassung / Emittenten
- Teilnehmer / Händler
- Indizes

Kompetent und neutral aus erster Hand



WELTIINDIZES

Symbol	Aktuell	Diff.
DAX 30	4259.75	1.30%
CAC 40	2902.12	0.98%
MIB 30	17797.00	0.22%
FTSE 100	4033.05	0.65%
DJ STOXX 50	1905.24	0.81%
DJ EUR STO 50	2138.98	0.97%
DJIA	7555.63	0.04%
NASDAQ Comp.	1467.97	-0.18%
S&P 500	788.42	-0.10%
Nikkei 225	7557.65	0.31%

QUICKLINKS

- » ETF & Fonds Suche - schnell finden
- » Marktaktivität
- » Fondswissen
- » Glossar
- » Aktienindizes
- » Schlusskurse Fonds
- » Handelszeiten
- » Liste der Produktanbieter
- » Mistrades

NEUKOTIERUNGEN ETFS & ETSFS

Titel	Währung	Datum
VT ETSF BONUS INCOME	CHF	02.02.2009
ZKB GOLD ETF (EUR)	EUR	16.01.2009
ZKB Silver ETF (EUR)	EUR	16.01.2009
ZKB GOLD ETF (USD)	USD	16.01.2009
ZKB Silver ETF (USD)	USD	16.01.2009
LYXOR EURO CASH	EUR	10.12.2008

PRODUKTANBIETER



print

▼ Produktsuche

Kurse
[Aktien](#) | [Anleihen](#) | [ETFs & Fonds](#)

▼ Toolbox [» mehr](#)

- Anleihenrechner
- Chart
- Vermögensrechner
- Wechselkursstabelle

▼ Login

- myMarketpulse
- Member Section
- Emittenten Reporting
- IBT / IBL

▼ Quicklinks

[Seite hinzufügen](#)

Contacts



Clemens Reuter
Head of Member Relations

T +41 58 854 23 32
F +41 58 854 24 55
clemens.reuter@six-group.com



Alain Picard
Head of Product Sales
ETFs & other Financial Products

T +41 58 854 25 59
F +41 58 854 24 55
alain.picard@six-group.com